

Date: 29th November 2024

# Newsletter

Dear Parents and Carers,

Christmas is officially in the air with nativity and Christmas songs being practiced throughout the school! All classes have also been busy planting bulbs this week in the grounds outside the front of the school, so that we can look forward to seeing them flower during Spring next year.

After school tonight, staff put up our Christmas decorations which we look forward to showing you at Open House in a

few weeks. We are really looking forward to starting our Christmas celebrations by welcoming M&M Productions to our school next week who will be performing a Cinderella pantomime to the whole school, funded by the PTA.

Have a lovely weekend.

Mrs Fraser

Headteacher



## Thank you PTA

Thank you to the PTA for the donation of £50 per class for teachers to spend. The children have already been making use of the range of resources that were ordered.



**Managing Screen Time Workshop**

Join us for a session to learn more about achieving a balanced approach to screen time with practical tips to try. No booking needed, just come along!

Tuesday 28th January 2-3pm  
William Morris Primary (SN25 2PP)

Early Intervention LIGHTHOUSE

### Free-Standing Lights

If you have any free-standing lights that can be used to help light the stage for the Christmas open air concert on the 16th December, please let the school office or a member of staff know.



### Swindon Food Collective

Please see the page at the end of this newsletter for the Swindon Food Bank opening times for Christmas.



### Lost Property

We have a box of unnamed lost property in the school foyer. If your child has lost any school uniform, please come and check it before the clothes are recycled.

### Notifying School of Absence

We have an increasing number of parents who are not notifying the school when their child is absent. Please phone the school office and leave a message or email [admin@williammorris.bluekitetrust.org](mailto:admin@williammorris.bluekitetrust.org) if your child is not in school. It is crucial that we determine why children are not at school asap to ensure that they are safe and accounted for.

- If your child is absent for more than one day, please contact the school office every day to update us on their symptoms, unless you have informed us of the time they last had an episode of sickness or diarrhoea which we will then record that 48hours of absence will be taken.
- If leaving a message or sending an email, please inform us of your child's symptoms for our records.

Thank you

### Early Finish for After School Club for Last Day of Term

After school club will be finishing at 5:00pm on Friday 20th December. Please could all children be collected by then and we will adjust the charges accordingly.

### School Christmas Dinner—please order

William Morris Primary will be having Christmas dinner in school on Thursday 12th December 2024. For that week only we will be changing the menu, so that beef ragu (or tomato pasta for the veg option) will be served on Wednesday 11th December and the Christmas roast dinner will be served on Thursday 12th December 2024. This will be a change to the published Parentpay menu options for those days only. Please book meals for other days that week on Parentpay as usual.

So that we have the correct menu choices for children on the 11th and 12th December, please book on the below form, even if you have pre selected meals for those days already. The choices on this form will override those on parentpay.

**Please book your child's meals for the 11th and 12th December using this form**

<https://forms.office.com/e/itY92NFxUa>

For children in Nursery (30 hour children only who normally stay for lunch) and Years 3, 4 & 5 the meal charges (£2.50 per meal unless your child is eligible for pupil premium free school meals funding) will be added to your Parentpay account. Please complete the form by **Tuesday 3rd December**.

Please note - we will not be able to accommodate any late bookings due to the kitchen needing to place the food orders.





Executive Headteacher: Mrs J Fraser

William Morris Primary School  
William Morris Way  
Tadpole Garden Village  
Swindon  
Wiltshire  
SN25 2PP

## Gold Book


Well done to all of the children who were in the Gold Book this week — we are very proud of you and your achievements!



# SEND Newsletter

Dear Parents and Carers,

Thank you so much for the parents of children with SEND who have already said they are able to come to the next SEND working party on Monday 2<sup>nd</sup> December 1.30pm-2.30pm. We will be looking at the school's behaviour policy (with tea/coffee and cake!). If you would like to come, please email Mrs Day at [send@williammorris.bluekitetrust.org](mailto:send@williammorris.bluekitetrust.org) to confirm attendance.



Next week we have a wonderful local neurodiverse author, Kayleigh Smith, in to tell the children about her journey to becoming an author as well as reading them her fantastic book, 'The Adventures of Lady Mouse and Wolfy - Beach Day Bother'. If you would like to purchase the book, you can do so online at [Waterstones](https://www.waterstones.com).

## **Spotlight on the Nurture Nest**



SEND parents fed back last year that we do not always include photos of the wonderful work that happens in our Nurture Nest and that other parents may not be aware of this amazing provision in our school. So here is a spotlight on our wonderful Nurture Nest or 'The Nest' for short!

## **What is the Nurture Nest?**

The Nurture Nest is a calm and less stimulating classroom space, currently in one of our unoccupied Year 6 classrooms, where children come to complete interventions and independent learning activities.



## **How did it come about?**



At William Morris we believe that true inclusivity is not simply 'integration' into a classroom but creating a learning environment which meets the needs of each individual child. For several of our children, including those with EHCPs (Education Health and Care Plans), mainstream classrooms can be overwhelming for various reasons. Where possible, we always try and adapt our activities and environments to support

the needs of all children. However, we also acknowledge that sometimes we need to provide alternatives, such as quieter, calmer environments to concentrate on interventions and learning tasks, with easy access to regular sensory breaks.



## **What happens in the Nest?**



The Nest opens at 9am and starts with an hour of interventions including Rapid Writer, a literacy intervention to support early and developing writing skills; Hands-on-Maths, a



practical daily maths intervention; and precision teaching, a daily word-recognition intervention. These are interspersed with sensory breaks and opportunities



to learn through play. Children then go to class, with adult support, for their whole class teaching inputs to access quality first teaching. The children will then complete their activity either in class, in the nest or a mixture of both depending on their needs. In the afternoon,

the Nest is a more holistic space, for example music lessons, cooking and forest school style activities.



Yours, Mrs Day (SENDCo)



## Parents and Friends of William Morris Newsletter

### This week's news...

#### UPCOMING EVENTS

December 3rd Preloved Xmas Jumper,  
Nativity costume sale  
December 4th Pantomime  
December 11th Christmas Disco  
December 13th Glamorose Cake Van  
December 19th Christmas Grotto  
May 5th Circus

### Pre Loved Christmas jumpers and nativity costume sale



Do you have any costumes  
or jumpers to donate for our preloved  
sale?

If so, please drop them off on Monday  
in the preloved uniform bin opposite  
the bike shed or in the office.

**SALE DECEMBER 3RD AFTER SCHOOL  
LOCATION TBC BASED ON WEATHER**


## CHRISTMAS Disco 11TH DEC



We'll be asking for the  
students song requests for  
the disco. Keep an eye out for  
the suggestion box in the  
reception next week.

Each ticket for the disco  
includes a drink, treats, a  
glow stick, and a tattoo.  
Please see the posters for  
more information.

#### Parents and Friends Of William Morris 2024/2025 Fundraising



As always, thank you so much for your support. All proceeds from our events go straight back to the school to provide equipment and resources.



**Home Instead.**

*To us, it's personal*



SPREAD SOME SPARKLE  
THIS CHRISTMAS...

## Be a Santa to a Senior 2024!

*Home Instead Swindon are collecting donations of small gifts to bring cheer to an older person who may be lonely this Christmas. These gifts will be distributed by local charities and organisations to show seniors that we care!*

*Donate with your school, church or organisation, with our Amazon wishlist!*

Scan  
to buy from  
**amazon**  
wishlist



*Ideal Gifts Include:*

*Chocolate oranges (any flavour), chocolates/sweets,  
2025 Diary or Calendar, wooly hat, scarf or gloves.*

Donations to be received by Friday 6th December.

For more information call 01793 232585 or  
email [cat.attewell@homeinstead.co.uk](mailto:cat.attewell@homeinstead.co.uk)





Executive Headteacher: Mrs J Fraser

William Morris Primary School  
William Morris Way  
Tadpole Garden Village  
Swindon  
Wiltshire  
SN25 2PP

# School Diary

## December

Mon 2nd SEND working party 1:30—2:30

Tues 3rd 3:00—PTA Nativity costume & Xmas jumper swap

Tues 3rd 1:00—3:00—Acorn Class Art visit to GWA

Tues 3rd Deadline to order school Xmas dinners

Wed 4th Dec PTA Whole School Pantomime in school

Thurs 5th—Reception height and weight measurements

Fri 6th—Be a Santa to a Senior donations

Fri 6th Dec 1:45pm Class Reps

Tues 10th Reception Nativity 9:30am Bellflower parents watch & Wed 11th Dec 9:30am Sunflower parents watch

Tues 10th 1:00—3:00—Thistle Class Art visit to GWA

11th Reception Nativity 9:30am Sunflower parents watch

11th PTA Christmas disco

Thurs 12th Dec Christmas Jumper Day & Christmas Lunch

Fri 13th Dec Open House – 2pm – 3pm

Fri 13th 9Nursery Nativity -9:00am Daisy parents watch & 9:30-10am Poppy parents watch

13th PTA Glamorose cake van

Mon 16th Year 1 & 2 Nativity 9:30am Y2 parents watch

Mon 16th KS2 Y3, Y4, & Y5 Christmas Open Air Concert - 6pm & rain off concert day Tuesday 17th Dec 6pm

Wed 18th Year 1 & 2 Nativity 9:30am Y1 parents watch

19th PTA: All classes visit Xmas Grotto

Fri 20th Dec Last Day of Term

Fri 20th Dec Early finish 5:00pm for after school club

## January

6th Jan—TD Day

Tues 28th Y3 African Animal Talk

Fri 31st—Explorer Dome—Y3

**INSET TD DAYS—school closed to children:**

6th Jan 2025

24th Feb 2025

23rd May 2025

4th July 2025

[New dates in red]



## Nursery - Poppy and Daisy Classes

### What have we been learning in Nursery?



AMAZING MARK  
MAKING OUTSIDE!



What a busy few weeks we have had in Poppy and Daisy Class. We have explored many different celebrations such as Diwali, Birthdays and have now we have begun talking about Christmas.

We made carrot soup and practised our life skills of chopping. The children did so well to cut up hard carrots safely and we all enjoyed eating it for snack!

Diwali- The children learnt about how some people prepare for and celebrate Diwali. We have enjoyed making salt dough diya lamps, lanterns and Rangoli patterns.

This week we have been busy practising our Nativity songs and starting to learn about the traditional Nativity story. In maths we have been noticing and making patterns using a variety of objects!

We are really looking forward to enjoying some Christmas fun in the final two weeks of term!

### Reminders:

- Please ensure your child has a warm, waterproof coat in school every day and that it is clearly named.
- As the weather gets colder, please send your child with a hat and pair of gloves. These can be left at school in their drawer or brought to school daily.
- Please ensure your child has adequate sets of spare clothing, we are running very low on our Nursery supplies. If your child is sent home school clothing, please wash, and return as soon as possible.

The Nursery Team :)





William Morris Primary

Executive Headteacher: Mrs J Fraser

William Morris Primary School  
William Morris Way  
Tadpole Garden Village  
Swindon  
Wiltshire  
SN25 2PP

Nursery - Poppy and Daisy Classes



**BIRTHDAY FUN!**



PIC•COLLAG



**RANGOLI PATTERNS**



PIC•COLLAG

**YUMMY CARROT SOUP**



PIC•COLLAG



Executive Headteacher: Mrs J Fraser

William Morris Primary School  
William Morris Way  
Tadpole Garden Village  
Swindon  
Wiltshire  
SN25 2PP

**Nursery - Poppy and Daisy Classes**



## Reception - Sunflower and Bellflower Classes

### What have we been learning in Reception?

We have been very busy in Reception these past couple of weeks. We have had lots to do getting ready for our much anticipated Nativity!

The children have been singing beautifully and are very nearly ready to share it all with you.



### Last Week:

Excitingly, we had a visit from the Gruffalo last week! He left his dirty footprints all over our outside classroom so we were able to follow these to lead us to his very special book – we all loved reading it.

The children have had lots of fun in provision retelling the story using character masks, story spoons and puppets. Half way through the week the children made a shopping list so that we could all have a go at making Gruffalo Crumble. They used their sound knowledge to help them and we were so impressed with their beautiful writing :)

### This week:

The children have had a go at writing some speech bubbles for the animals from our story. They have remembered the story so well and relished the challenge of writing some sentences. On Tuesday we got the chance to make our very own Gruffalo Crumble, we LOVED this! We chopped the apples, sprinkled the sugar, rubbed the flour and butter together, added our oats and sugar, sprinkled this over the fruit and then added our blackberries on top. We then tasted it for snack time on Wednesday. Yummy!!

### Maths:

Over the last couple of weeks we have been focussing on numbers 6, 7 and 8. We have been making sure we have an in depth knowledge of these numbers and how they are made. We have created number collections for all three numbers, which the children are experts at now! We have also been subitising tens frames, being able to see how many dots there are without counting.

Thank you again for your continued support, it is very much appreciated :)

Reception Team



William Morris Primary

Executive Headteacher: Mrs J Fraser

William Morris Primary School  
William Morris Way  
Tadpole Garden Village  
Swindon  
Wiltshire  
SN25 2PP

Reception—Bellflower and Sunflower Classes



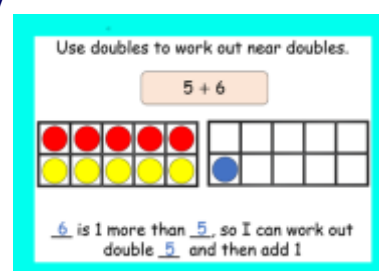
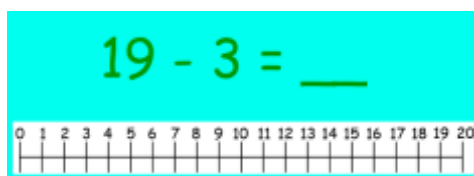
## Year 1 - Lily and Tulip Classes

### What have we been learning in Year 1?



Wow, we have been extremely busy in Tulip and Lily class. We have done some fantastic learning and have begun practising our Nativity songs and dances. We look forward to sharing this with you.

In Maths we have been focusing on 'number'. We have been doubling numbers up to 20. We have then used our knowledge of doubles to add using near doubles. We have also been subtracting by counting backwards using a number line.



In English we have been doing some amazing golden sentence writing innovating our story 'The Queen's hat'. We have changed the characters and setting. The children have thought of a new character who's hat that blew off in the wind and decide where it was going to land in Swindon. They used their amazing adjectives in their sentences. We have been doing handwriting lessons and are using handwriting books to practice correctly forming our letters. Our handwriting is getting much clearer and neater.

In Topic we have been looking at London City Landmarks and exploring using Google Earth. The children had some lovely knowledge of London and were able to talk about their own experiences of visiting London and could talk about many landmarks. We have also sketched the London Landmark 'Buckingham Palace'. We have used Google Earth to look at our local area 'Tadpole Farm'. We labelled a birds eye map with many things, including, the doctors surgery, shops, schools, parks and green spaces.

Over the next few weeks we are learning about the Great Fire of London. As part of this learning we will be making our own houses that were in London in 1666. We will look at the similarities and differences between houses then and houses now. To help us, please can you bring in junk modelling objects (cardboard boxes, lolly sticks, kitchen roll - no plastic please)

In science we have been identifying properties of everyday materials. We have sorted these objects into Venn diagrams. We have learnt about opaque, translucent and transparent and have sorted objects with these properties.

In PE we have focused on ball skills. We are more able to control different types of balls and moving around in different ways with them. We have developed our balance and control by balancing bean bags on different body parts. We know we need to concentrate and go slowly to be successful. We have also been throwing balls and bean bags at targets.

- Please make sure that your child's reading book and library book is in their book bag every day.
- Nativity costumes – please ensure you have brought your nativity costumes in by Wednesday 11<sup>th</sup> December in a named carrier bag.
- Please ensure your child wears a warm winter coat to school, they can also bring gloves, hats and scarves (clearly labelled please)

Thank you for your continued support. The Year One Team

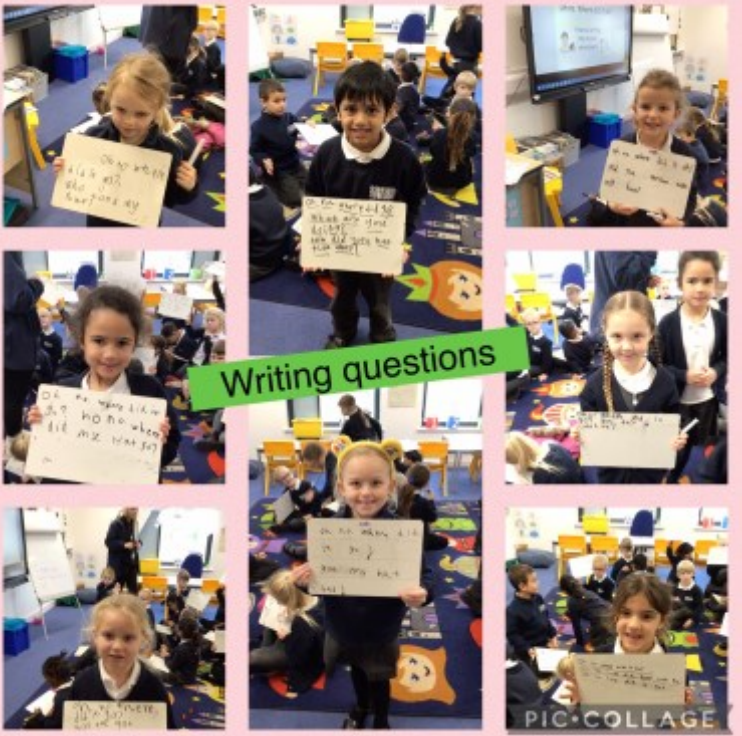


William Morris Primary

Executive Headteacher: Mrs J Fraser

William Morris Primary School  
William Morris Way  
Tadpole Garden Village  
Swindon  
Wiltshire  
SN25 2PP

Year 1 - Lily and Tulip Classes





**Executive Headteacher: Mrs J Fraser**

William Morris Primary School  
William Morris Way  
Tadpole Garden Village  
Swindon  
Wiltshire  
SN25 2PP

## Year 2 - Clover and Willow Classes

### **What have we been learning in Year 2?**



We've had a wonderful couple of weeks in Year 2, filled with exciting activities, creativity, and learning!

We were thrilled to welcome a special visitor to Year Two. David Shephard Wildlife Foundation taught us all about wildlife in Africa. We had the opportunity to learn about amazing animals like lions, elephants, and giraffes. Our visitor shared fascinating stories and even showed us some incredible pictures, which sparked lots of questions and conversations. We've been inspired to think about how we can protect these beautiful creatures and their habitats.

We then got to work using a variety of materials to create their very own wildlife animals. The classrooms were full of creativity, and we were so impressed with how everybody brought their imagination to life.

In music this week, we became a Kitchen Band! Using everyday kitchen utensils, we created some fantastic sounds and rhythms. From pots and pans to wooden spoons and bowls, everyone had fun experimenting with different instruments to make music.

In our maths lessons, we've been learning all about subtraction. Year 2 have explored different methods to solve subtraction problems, including using number lines, counting back, and drawing pictures. Everyone has been working hard and showing great progress in solving subtraction challenges. We've been so impressed by their enthusiasm and problem-solving skills.

In English, we've been working on innovating our own versions of the classic *Pied Piper* story. We have loved changing the characters, settings, and events to create their own unique versions of the tale. We've heard some fantastic and very imaginative new stories!

The festive season is almost upon us, and we are beginning preparations for our Nativity performance. We're really looking forward to seeing all the children in their wonderful costumes :) Please don't forget to bring in your child's costume in a named bag. If you need any help or have any questions about the costumes, feel free to reach out.

Please could we ask for you to bring in any spare cereal boxes for our upcoming topic project, the more the merrier! Thank you.

Have a lovely weekend,

Miss Presdee and Miss Morgan



## Year 2 - Clover and Willow Classes



### Year 3 - Honeysuckle and Rose Classes

#### **What have we been learning in Year 3?**



Last week we looked at Road safety in class, we had some very interesting chats specifically around bike and scooter safety for the children. We reminded all children that a helmet is essential, even if they are on a scooter and even if they are just in their street. It was lovely to hear so many children passionate about playing outside, going for walks even in the winter.

In maths, we have had a very busy few weeks with our addition unit. The children are superstars at their mathematical vocab of addends and sums, be sure to ask them which part of a calculation these are. Next week we move on to subtraction, we will look at all three columns of our 3-digit numbers, subtracting ones, tens and hundreds.

In writing, we were so impressed with all the volcanic shape poems. We have written these up in best and they will be proudly presented up on our wall. We have been looking into non-explanation texts the last fortnight, our model text has been based on flowering plants and it has been great to see the children so engaged with the actions of our model text. We have just started planning our independent writing on the formation of rocks and we look forward to reading these next week.

We've had a very creative week starting our DT project, making it move. We made some mechanism cut out toys such as a rocket, a dancing man and a flower slider. We are going to be looking at cam mechanisms over the next few weeks and making our own automaton toy.

We have been learning about the formation of rocks and we enjoyed a fantastic practical lesson in which we made our own sedimentary, metamorphic and igneous rocks using some yummy food items! Ask us about this fun experiment.

We have started practicing our Christmas songs in class ready for our carol service on Monday 16<sup>th</sup> December. We hope to see as many of you there as possible.

Many thanks,

Year 3 Team

## Year 3 - Honeysuckle and Rose Classes



## Year 4 - Apple and Blackberry Classes

### What have we been learning in Year 4?



We've had another busy fortnight in Year 4!

We have been enjoying lots of different learning in our topic Misty Mountain Sierra, including learning about the water cycle where we set up a mini model water cycle in a glass bowl with cling film on the top. We witnessed the water in the bowl change to gas, evaporating, and then condensate on the cling film. We also wrote our own songs and raps about the water cycle and some of us were brave enough to perform them to the class! As well as this, we learnt that there are mountain tribes known for their weaving and we created our own weaving patterns with paper – it was very fiddly but we persevered!

Our excellent learning in our topic work was reflected in our independent non-chronological reports in English. We used all of our research on a chosen mountain to write our reports and focused on including subheadings, introductory topic sentences for paragraphs and topic vocabulary. Then we published our reports as leaflets and included a labelled diagram – they look fantastic! We have now started to learn about recounts, starting with a 'cold write' to show what we already know and then moving on to look at a model text and identify the key features of a recount.

In maths, we have been practising different mental strategies for addition and subtraction such as counting on, number lines, jottings and rounding to compensate. We have also been thinking about which method is the most efficient for a calculation. Soon, we will move on to formal written methods for addition and subtraction.

In science, we learnt about electrical conductors and insulators and we had a brilliant time testing different materials to see whether they conducted electricity or not by connecting them to a simple circuit. We wrote our predictions, results and explained our findings in our books.

We are getting very excited about the festive season and have been working hard to sew our stocking Christmas decorations. This includes sewing on a button, which is one of our Year 4 life skills. We have also started practising our songs for the Christmas Carol Concert! In RE, we have been learning about symbols in the Christian faith and specifically those in the story of Christmas. In the coming weeks, we will be thinking about what Christmas means to different people and what it means to us.

Have a lovely weekend,

The Year 4 team

## Year 4 - Apple and Blackberry Classes



## Year 4 - Apple and Blackberry Classes





## Year 5 - Thistle and Acorn Classes—What have we been learning in Year 5?

### Gallery Rebels!

The last few weeks have been so busy and filled with art, art, art! The children are loving our topic, Gallery Rebels, so we thought we would dedicate this week's newsletter to the art work we've been completing.

### Impressionism

Impressionist artwork is a special style of painting that tries to capture a moment in time, almost like taking a snapshot with a camera, but using paint instead. Impressionist art work has a huge focus on how light affects a picture. We used a picture of a child and looked at the shadows, using darker colours to represent those areas and lighter colours for the lighter parts of the picture.

Instead of painting every little detail, they used quick, small brushstrokes to create a softer, blurry look.





### Expressionism

Expressionist artwork is like when an artist paints how they *feel* rather than how things look in real life. We imagined we're excited, sad, or angry, and instead of talking about it, you paint it! That's what Expressionist artists did—they used colours and shapes to show emotions. We took a section of a published piece of expressionist art and expanded it with our own emotions.



## Year 5 Thistle and Acorn Classes



## Self Portraits!

This week, we have been sharpening our attention to detail by sketching self-portraits! Inspired by the techniques of Vincent van Gogh, we focused on capturing shadows and intricate details to bring our drawings to life!







William Morris Primary

Executive Headteacher: Mrs J Fraser

William Morris Primary School  
William Morris Way  
Tadpole Garden Village  
Swindon  
Wiltshire  
SN25 2PP

Year 5 Thistle and Acorn Classes



# 10 Top Tips for Parents and Educators ENCOURAGING CHILDREN TO CHOOSE RESPECT

Sometimes, differences between children can escalate into bullying, potentially impacting their mental health in a way that can persist into adulthood. While it's natural to disagree sometimes, teaching children the importance of respect is essential – especially in difficult situations. This guide provides strategies for encouraging considerate behaviour, even during a dispute, to foster a kinder, more inclusive environment for everyone.

## 1 LEAD BY EXAMPLE

As adults, we play a crucial role in modelling respectful behaviour for children: they observe and learn from our actions every day. Be mindful of the way you interact with others in front of children. Keep in mind that you should always approach others with an attitude of mutual respect, even if you disagree with them. Demonstrating this behaviour can influence young people and help them to handle their own conflicts in a healthy way.

## 2 AGREE TO DISAGREE

Make sure children know that it's fine to have differing opinions – and that disagreeing with someone doesn't mean you can't get along or respect each other's point of view. Help them understand that sometimes we can 'agree to disagree'. Using active listening skills when doing this can also help to build empathy and understanding of others.

## 3 PROMOTE ACTIVE LISTENING

Teach children about the importance of active listening: that is, making a genuine effort to listen to the other person's perspective without interrupting, before responding in a way that shows you understand their viewpoint, even (or perhaps especially) if you disagree with it. This makes people feel respected and allows for a better comprehension of their point of view, which in turn can make it easier for you to communicate your own opinions to them.

## 4 ENCOURAGE THE USE OF "I" STATEMENTS

If a child finds themselves in a disagreement with someone, it can be useful to encourage them to use "I" statements during the discussion. Framing their thoughts and feelings using statements like "I feel ..." or "I think ..." can help them avoid an accusatory tone and encourages them to take responsibility for their own emotions.

## 5 FOCUS ON BEHAVIOUR, NOT CHARACTER

When disagreements happen, encourage children to focus on critiquing and addressing the specific actions or behaviours that caused this upset, rather than attacking the person's character. For example, "I didn't like how you interrupted me" is better than "You're so rude". This can help children avoid hurting someone's feelings, which is likely to inflame the situation.

## 6 STAY CALM AND TAKE BREAKS

It's perfectly normal to feel upset during a disagreement – especially if it's getting heated. Remind children that if they feel overwhelmed, they should try to take deep breaths or even go for a short break to help them stay composed. If a conversation becomes too intense, remind them it's OK to suggest continuing it later or in a different setting. This can prevent things getting out of hand, allowing cooler heads to prevail.

## 7 START CONVERSATIONS ABOUT RESPECT

Talk openly to children about what respect means – to you and to them. Discuss how they might show respect to each other, to friends, to strangers and even to people we might disagree with. You could use examples of considerate or inconsiderate behaviour in books, films or TV to open discussions about the importance of giving others due regard.

## 8 SEEK COMMON GROUND

When a disagreement has occurred between children, they may find it hard to move past it. You can support them in finding a more positive way forward by helping identify areas of agreement or common ground with the other party. This can help to build bridges between differing opinions and foster a more cooperative atmosphere, as well as preventing those involved from demonising each another.

## 9 AVOID MAKING THINGS PERSONAL

It's important that we make it clear to children they must avoid name-calling, swearing or derogatory remarks in a disagreement with others. Respectful language sets a positive tone and helps keep the conversation productive. Reminding children to stay calm and take breaks – as mentioned previously – can help them avoid getting too emotional and saying or doing something hurtful.

## 10 REFLECT AND LEARN

After a child has had a disagreement, encourage them to reflect on the experience and think about what they can learn from it. What did they handle well? How might they improve their communication skills to handle conflicts more effectively in the future? You could use role play, writing and drawing pictures, or hypothetical examples to further develop their skills in showing respect during a disagreement.

## Meet Our Expert

The Anti-Bullying Alliance (ABA) co-ordinate Anti-Bullying Week each year. ABA is a unique coalition of organisations and individuals, working together to achieve their vision to stop bullying and create safer environments in which children and young people can live, grow, play and learn. They welcome membership from any organisation or individual that supports this vision and support a free network of thousands of schools and colleges.

ANTI-BULLYING ALLIANCE

#WakeUpWednesday

The National College

Source: See full reference list on guide page at:

@wake\_up\_weds

/www.thenationalcollege

@wake.up.wednesday

@wake.up.weds

Users of this guide do so at their own discretion. No liability is entered into. Current as of the date of release: 06.11.2024

# Neurodiversity Parent 101: How to support daily routines without nagging!

Do-IT>

## Daily Routines need to become routine!

- The more often we do something every day the less we need to think about it and the more it is routine. It is less effort. If you think about learning to clean your teeth, you probably can do this in the morning without even thinking about it.
- Teaching skills and mastering them can increase confidence.

## How do you make them regular?

- ✓ Same time e.g., making bed each day
- ✓ Same place e.g., packing bag and placing by the door every evening
- ✓ Same routine on same day e.g., tidying room on a Saturday morning



## Getting started

- ✓ Don't try to do too much at once – set a priority about what is important- get that sorted and then move onto the next one.
- ✓ Prompt but don't nag.
- ✓ Extend the skills as your child grows older and praise effort
- ✓ Provide visual reminders – check list, weekly timetable of chores to help remind your child.
- ✓ Reward your child – they could collect points over a week with a target at the end of each week.



# CHRISTMAS DISTRIBUTION CENTRE OPENING TIMES

## - Referring Agencies



**Please Note The Closed Sessions Of Centres Due To Volunteer Holidays and Bank Holidays.**

PLEASE SEND ANY TEXT REFERRALS DIRECT TO THE DISTRIBUTION CENTRE PHONE NUMBERS NOT THE ADMINISTRATION NUMBER AS THIS WILL NOT BE FORWARDED

Distribution Centres	Phone Number for Text Referrals	Monday 23rd December 2024	Monday 30th December 2024
The Bridge & Sheep St, Highworth SN6 7AA	07914 137 522	Closed	Closed
St Bartholomew's Church, Church St, RWB SN4 7BQ	07914 988 034	Open 1pm – 3pm	Open 1pm – 3pm
St Aldhelm's Centre, Edgeware Rd (off Regent St) SN1 1QS	07934 311 941	Open 2.30pm – 4.30pm	Open 2.30pm – 4.30pm
		Tuesday 24th December 2024	Tuesday 31st December 2024
St Peter's Church, Penhill Drive SN2 5DU	07565 047 176	Open 10am – 12 noon	Open 10am – 12 noon
The Bridge, 8 Sheep Street, Highworth SN6 7AA	07914 137 522	Closed	Closed
St Andrew's, Moredon Road, SN25 3DF	07546 555 263	Open 12.00 noon – 2.00pm	Open 12.00 noon – 2.00pm
Freshbrook Church, Worsley Rd SN5 8NU	07914 988 133	Closed	Closed
		Wednesday 25th December 2024	Wednesday 1st January 2025
St John's Church Hall Whitbourne Ave SN3 2LG	07914 914 543	Closed	Closed
St Michael's, Calne Road, Lyneham SN15 4PR	Email: admin@swindonfoodcollective.org	Closed	Closed
Discovery Church, Markham Road, Wroughton SN3 9JT	07856 318 609	Closed	Closed
		Thursday 26th December 2024	Thursday 2nd January 2025
The Bridge & Sheep St, Highworth SN6 7AA	07914 137 522	Closed	Closed
St Margaret's Centre, Kenwin Close, Stratton St Margaret, SN3 4NY	07874 398 131	Closed	Closed
St Aldhelm's Centre, Edgeware Rd (off Regent St) SN1 1QS	07934 311 941	Closed	Open 2.30 pm – 4.30pm
		Friday 27th December 2024	Friday 3rd January 2025
St Timothy's, Grundy's, Liden Centre SN3 6HP	07835 229 744	Closed	Closed
St Andrew's, Moredon Road, SN25 3DF	07546 555 263	Closed	Closed
St Aldhelm's Centre, Edgeware Rd (off Regent St) SN1 1QS	07934 311 941	Open 2.30 – 4.30pm	Open 2.30 – 4.30pm



## ADVENT AND CHRISTMAS at ST ANDREW'S CHURCH



**1<sup>st</sup> December @ 10 am**

Christingle Service

**22nd December @ 6 pm**

Carols by Candlelight

**CHRISTMAS EVE @ 10 am**

Children's Carol Service

**CHRISTMAS EVE @ 11.30 pm**

Midnight Communion

**CHRISTMAS DAY @ 10 am**

All-Age Communion

Tadpole Lane, SN25 2DW  
(between Lyall Close and Abbey Caravan Park)  
go to [www.nschurch.org.uk](http://www.nschurch.org.uk) for Facebook Live information  
Tel: 07588 594410

## LIGHTHOUSE DROP IN

Lighthouse is the Early Intervention Team working within all Blue Kite Academy Trust schools. Lighthouse holds drop-in sessions at our school once a month - you will meet one of the team to have a short, informal, 1-1 chat about anything causing worry or stress in your home. This could be around behaviour, sleep, struggling to manage emotions/anxiety or concerns around finance, cost of living or similar. Drop in sessions give you the chance to get some advice from the experienced team. They can support you to take those next steps or signpost you to services who can also help. Lighthouse are a friendly team with lots of knowledge to share so please book in to see them if you feel they could help.

Please speak to a member of staff if you have any further questions. Book in via the school office. You can also follow us on Instagram @Lighthouse\_bluekitetrust

